



Owing to a nimble team of dedicated faculty, there was no major disruption to the academic year at ALA. In fact, this cohort made more academic progress than most prior cohorts at this point. Similar to other institutions globally, ALA transitioned to remote instruction in March. For reasons of safety and connectivity, ALA kept its residence open throughout the lockdown. As a result of travel restrictions, students remained on campus through the "summer vacation" and started the second-year program two months early. Most students will travel home in late November for the first time since January 2020. We expect to return to in-person instruction in January 2021.

The School

African Leadership Academy is a two-year program that seeks to develop ethical, effective, and entrepreneurial leaders across all sectors to address Africa's greatest challenges. Welcoming the first class in 2008, ALA currently enrolls 243 students from more than 30 African countries. There are 108 seniors in the Class of 2021.

Curriculum

Academics at ALA are comprised of a rigorous, writing-intensive core curriculum in Writing and Rhetoric, African Studies, and Entrepreneurial Leadership. This final flagship course combines leadership and entrepreneurship theory with extensive collaborative practice simulating real-life business and social impact scenarios. Parallel to the core curriculum, students complete two or three Cambridge A-Level courses. Internal electives, research classes and Global Online Academy courses supplement student interests.

ALA is accredited by the New England Association of Schools and Colleges; students graduate with a US high school diploma.

College Application Policy

ALA students are limited to a maximum of 10 US college applications in one year. Schools that receive an application from an ALA student can be assured the student is a serious applicant.

Discipline Philosophy

ALA follows a policy of nondisclosure regarding discipline matters. **Our belief is that given the Academy's high standards for its community members, if a student is a welcome member of our community, s/he will be equally suitable for yours.** On applications for which a student is specifically asked to disclose disciplinary incidents, we advise full disclosure while noting that failure to do so violates the Academy's principles. When prompted to do so, we supplement the student's statement with documentation from our office.

Graduation Requirements

A minimum of 27 credits is required for graduation. Students are required to take:

- African Studies (4 credits)
- Entrepreneurial Leadership (8 credits)
- Writing and Rhetoric (4 credits)
- Mathematics (minimum 2 credits)
- Cambridge and/or Internal Electives (minimum 8 credits)
- Wellness (1 credit)

*Accelerated A-Level Mathematics earn 3 credits.

Grading Scale

Grade	A*	A	B	C	D	E
Score range	90-100	80-89	70-79	60-69	50-59	40-49

Less than 5% of the Class of 2021 scored an average of 90 or more. ALA does not rank students or report GPA.

SAT Data

	Mean	Middle 50%	Mean	Middle 50%	Mean	Middle 50%		
ERW	592	520-660	Math	630	580-690	Total	1222	1130-1440

Grade Distribution

Year 1 grades for current Year 2 students

*Please note that one-third of our students studied in a language other than English prior to attending African Leadership Academy. Given the broad range of preparation our students bring to ALA and the significant adjustments they must make, Year 1 final marks in the 70 - 79 (B) range represent a substantial achievement.

Subject	Number of students	90-100 (A*)	80-89 (A)	70-79 (B)	60-69 (C)	50-59 (D)
Total	108	4%	39%	49%	9%	0%
African Studies	108	5%	52%	34%	9%	0%
Creative Arts	6	0%	67%	33%	0%	0%
English for Excellence	11	0%	45%	27%	27%	0%
Foundation of Mathematics 1	13	15%	31%	38%	15%	0%
Foundation of Mathematics 2	14	0%	64%	21%	14%	0%
Writing and Rhetoric	108	6%	49%	39%	6%	0%
Biology: A-Level	1	0%	0%	100%	0%	0%
Biology: AS-Level	24	4%	33%	42%	17%	4%
Business: AS-Level	13	0%	38%	38%	15%	8%
Chemistry: AS-Level	24	8%	25%	29%	38%	0%
Comp. Sci: AS	16	31%	50%	6%	13%	0%
Economics: AS-Level	30	0%	30%	43%	27%	0%
English: AS-Level	3	0%	0%	33%	33%	33%
French: A-Level	4	50%	50%	0%	0%	0%
Geography: AS-Level	10	0%	30%	50%	20%	0%
History: AS-Level	18	6%	50%	39%	0%	6%
Literature: AS-Level	15	0%	7%	67%	27%	0%
Maths: Accelerated	12	42%	25%	25%	0%	8%
Maths: AS-Level	69	10%	36%	29%	20%	4%
Physics: AS-Level	41	17%	41%	29%	12%	0%

University Enrollment (2016-2020)

Students from our last five graduating classes, 2016– 2020, have enrolled at the following institutions:

***Bold font indicates more than one student enrolled.**

Africa

African Leadership College
African Leadership University
 Ashesi University College
 North-West University
United States International University
University of Cape Town
University of Namibia
 University of Pretoria

Asia Pacific

Ashoka University
Duke Kunshan University
Hong Kong Baptist University
Ritsumeikan Asia Pacific University
 University of Hong Kong
Yale-NUS College
Yonsei University

Europe

Cardiff University
 Charles University
 De Montfort University
 ESSEC France
 Geneva Business School
 Glasgow University
Hult International Business School
IE University
Jacobs University
 King's College London
 Nottingham Trent University
 School Fine Arts De Nantes Saint-Nazaire
 Sciences Po
 The London School of Economics and Political Science
The University of Edinburgh
 The University of Nottingham
 University of Aberdeen
 University of Birmingham
 University of Buckingham
 University of Hull

Middle East

American University of Beirut
 Bahçeşehir Cyprus University
 Bilgi University
Carnegie Mellon University in Qatar
 Eastern Mediterranean University
Georgetown University School of Foreign Service
Tel Aviv University
 University of Nicosia

North America



Augustana College
Babson College
Barnard College
Bates College
Bennington College
 Bentley University
Brandeis University
Brown University
Bryant University
Bucknell University
Case Western Reserve University
 College of the Atlantic
 Colorado College
Columbia University
 Concord University
Connecticut College
Cornell University
Dartmouth College
Davidson College
 Deep Springs College
DePauw University
Drexel University
Duke University
Earth University
Emory University
 Franklin & Marshall College
 Gettysburg College
Goucher College
 Hamilton College
Harvey Mudd College
 Howard University
 Humber College
 Iowa State University
 Kent State University
 Kenyon College
 Lafayette College
 Lehigh University
 Loyola University New Orleans
 Macalester College
Marist College
Michigan State University
 Middlebury College
Minerva Schools at KGI
 Morehouse College
 Mount Holyoke College
New York University
Northeastern University
 Northland College
 Northwestern University
 Nova Southeastern University
Oberlin College of Arts and Sciences

Ohio Wesleyan University

Pepperdine University
Pomona College
 Pratt Institute
Princeton University
 Purdue University
Quest University Canada
Rhodes College
Rice University
Savannah College of Art and Design
 Savannah College of Art and Design-Atlanta
Skidmore College
Smith College
St. George's University
St. Olaf College
Stanford University
Swarthmore College
 Syracuse University
 Texas Christian University
The College of Saint Rose
 The College of Wooster
 The New School
 The University of Akron
The University of North Carolina at Chapel Hill
Trinity College
Tufts University
 Université de Montréal
University of British Columbia
 University of Calgary
University of California, Berkeley
 University of Central Arkansas
University of Chicago
 University of Delaware
 University of Manitoba
 University of Miami
University of Notre Dame
University of Pennsylvania
University of Rochester
University of South Carolina
University of Wisconsin, Madison
Vanderbilt University
 Vassar College
 Virginia Polytechnic Institute and State University
Washington and Lee University
Wellesley College
Wells College
Westminster College
 Whitman College
 Williams College
 Worcester Polytechnic Institute
Yale University
 York University



African Leadership Academy
 1050 Printech Ave, Roodepoort, Johannesburg
 Phone: +27 11 699 3000
 Email: info@africanleadershipacademy.org
www.africanleadershipacademy.org

 African Leadership Academy
 @ALAcademy

CEEB Code 640200

Hatim Eltayeb
 Dean of the Academy
HEltayeb@africanleadershipacademy.org

Marylyn Scott
 Director of University Guidance
MScott@africanleadershipacademy.org

Dexter Padayachee
 Associate Director of University Guidance
DPadayachee@africanleadershipacademy.org

Masresha Esayas Asres
 University Guidance Counselor
MASres@africanleadershipacademy.org

Lois Peters
 Administrative Support Assistant
LPeters@africanleadershipacademy.org

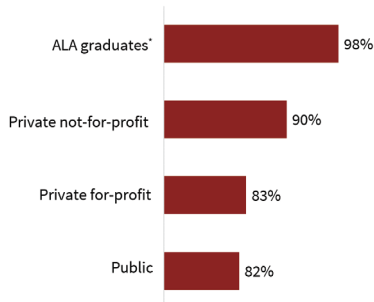
Our graduates are enrolling in, persisting at and completing university degrees at rates that far out-strip any comparable cohort.

Our unique selection process identifies young people who strive for impact, and our challenging program fosters excellence and resilience. This has proven to be excellent preparation for university, as evidenced by exceptional graduation rates and GPAs that exceed the predictions of standardized test scores.

ALA GRADUATES FINISH WHAT THEY STARTED

Retention Rates

With year-to-year attrition of less than 2%, ALA graduates overwhelmingly complete degrees at the universities where they enroll. These resilient young leaders enter college with a sense of purpose and strong academic readiness.



*Average retention rate between 2010 and 2018 of all students that are still part of our network.

Source: NCES - Universities and colleges with an acceptance rate below 25%, Internal data (n = 645)

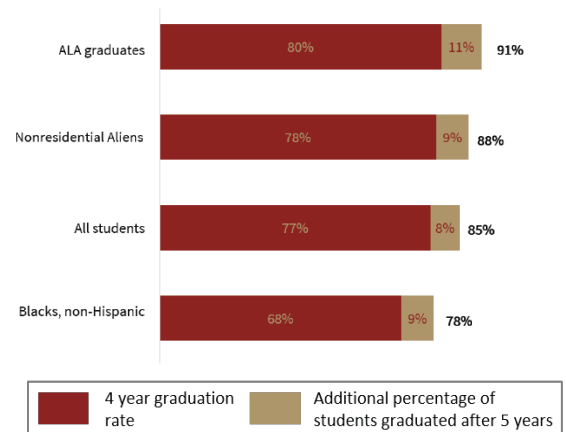
STUDENTS IN CLASS OF 2021 COME FROM 31 DIFFERENT COUNTRIES

List of Countries

Angola	Lesotho	South Africa
Botswana	Liberia	Sudan
Burkina Faso	Madagascar	Swaziland
Burundi	Malawi	Tanzania
Cameroon	Mali	Togo
Democratic Republic of Congo	Morocco	Tunisia
Egypt	Mozambique	Uganda
Ethiopia	Nigeria	Zambia
Gambia	Senegal	Zimbabwe
Ghana	Sierra Leone	
Kenya	Somalia	

Over 90% of African Leadership Academy graduates complete a bachelor's degree within five years of university enrollment. These rates are significantly higher than those predicted by demographic indicators such as nationality, native language, and socioeconomic status.

Source: NCES - Universities and colleges with an acceptance rate below 25%, Internal data (n = 376)



Accreditations, authorizations and memberships

The Academy is an independent school accredited and authorized by the following organizations:

